

# GAIT

Mortice Locks

Section 9.

# Mortice Locks

Sets	136
Lock Furniture	138
Lock Bodies	138
Cylinders	139
Commercial	140
Accessories	142
Stock Colours	144

# 30mm Backset Short Bolt

**10** YEAR WARRANTY

Mortice Lock Sets



## 30mm Backset Short Bolt Mortice Lock - Single Cylinder

Narrow style for Aluminium joinery  
Complete with Door Furniture and Cylinder  
Single Cylinder with snib on inside  
Suitable for external use  
3 Keys provided

Material:	Diecast Zinc
Handle Dimensions:	25mm (140mm incl handle) x 215mm
Lock dimensions:	25mm x 290mm x 45mm
Backset:	30mm
Bolt throw:	13mm
Latchbolt Throw:	10mm
Cylinder:	5 pin C4
Function:	Key & Turn

GT2062SBBLK

B

GT2062SBSPC



See Grid page 144



## 30mm Backset Short Bolt Mortice Lock - Double Cylinder

Narrow style for Aluminium joinery  
Complete with Door Furniture and Cylinder  
Double Cylinder - Keyed both sides  
Suitable for external use  
3 Keys provided



Material:	Diecast Zinc
Handle Dimensions:	25mm (140mm incl handle) x 215mm
Lock dimensions:	24mm x 290mm x 45mm
Backset:	30mm
Bolt throw:	13mm
Latchbolt Throw:	10mm
Cylinder:	5 pin C4
Function:	Key & Turn

GT2061SBBLK

B

GT2061SBSPC



See Grid page 144



# 30mm Backset Long Bolt

**10** YEAR WARRANTY

Mortice Lock Sets



## 30mm Backset Long Bolt Mortice Lock - Single Cylinder

Narrow style for Aluminium joinery  
Complete with Door Furniture and Cylinder  
Single Cylinder with snib on inside  
Suitable for external use  
3 Keys provided

Material:	Diecast Zinc
Handle Dimensions:	25mm (140mm incl handle) x 215mm
Lock dimensions:	25mm x 290mm x 45mm
Backset:	30mm
Bolt throw:	26mm
Latchbolt Throw:	10mm
Cylinder:	5 pin C4
Function:	Key & Turn

GT2062BLK

B

GT2062SPC



See Grid page 144



## 30mm Backset Long Bolt Mortice Lock - Double Cylinder

Narrow style for Aluminium joinery  
Complete with Door Furniture and Cylinder  
Single Cylinder keyed both sides  
Suitable for external use  
3 Keys provided



Material:	Diecast Zinc
Handle Dimensions:	25mm (140mm incl handle) x 215mm
Lock dimensions:	25mm x 290mm x 45mm
Backset:	30mm
Bolt throw:	26mm
Latchbolt Throw:	10mm
Cylinder:	5 pin C4
Function:	Key & Turn

GT2061BLK

B

GT2061SPC



See Grid page 144



MORTICE LOCKS

Mortice Lock Furniture



**Mortice Lock Furniture - Handle Set**  
Narrow Style handle set only  
Suitable for GT206 30mm Backset mortice locks

Material: Diecast Zinc  
Dimensions: 25mm (140mm incl handle) x 215mm

GT206IHCXHCHNBLK B

GT206IHCXHCHNSLV S

See Grid page 144 S

5 YEAR WARRANTY

30mm Backset Mortice Lock Body



**30mm Backset Short Bolt Mortice Lock Body**  
Body Only  
Short Bolt

Material: Stainless Steel  
Length: 24mm x 290mm x 42mm  
Backset: 30mm  
Latchbolt Throw: 10mm  
Bolt Throw: 13mm

GT206LBY4SB SS

10 YEAR WARRANTY

**30mm Backset Long Bolt Mortice Lock Body**  
Body Only  
Long Bolt

Material: Stainless Steel  
Length: 24mm x 290mm x 42mm  
Backset: 30mm  
Latchbolt Throw: 10mm  
Bolt Throw: 26mm

GT206LBY4 SS

10 YEAR WARRANTY

MORTICE LOCKS

Mortice Lock Euro Single Cylinders



**Euro 5 pin Key Turn Cylinder**  
30/30  
5 Pin C4 Cylinder  
Grub Screw Easy Rekey format

Material: Stainless Steel  
Dimensions: 13mm x 33mm x 80mm (including turn)

206TKCSDN SN

206TKCSDNKA SN

5 YEAR WARRANTY



**Euro 5 pin Key Turn Cylinder**  
35/35  
5 Pin C4 Cylinder  
Grub Screw Easy Rekey format

Material: Stainless Steel  
Dimensions: 13mm x 33mm x 85mm (including turn)

206TKC70SDN SN

5 YEAR WARRANTY



**Euro 6 pin Key Turn Cylinder**  
35/35  
5 Pin C4 Cylinder  
Grub Screw Easy Rekey format

Material: Stainless Steel  
Dimensions: 13mm x 33mm x 85mm (including turn)

206TKC6PSDN SN

206TKC6PSDNKA SN

5 YEAR WARRANTY

Mortice Lock Euro Double Cylinders



**Euro 5 pin Double Cylinder**  
30/30  
5 Pin C4 Cylinder  
Grub Screw Easy Rekey format

Material: Stainless Steel  
Dimensions: 13mm x 33mm x 80mm (including turn)

206KKCSDN SN

206KKCSDNKA SN

5 YEAR WARRANTY



**Euro 6 pin Double Cylinder**  
35/35  
5 Pin C4 Cylinder  
Grub Screw Easy Rekey format

Material: Stainless Steel  
Dimensions: 13mm x 33mm x 85mm (including turn)

206KKC6PSDN SN

206KKC6SPDNKA SN

5 YEAR WARRANTY

# Commercial 23mm Backset Mortice Locks

## Commercial 23mm Backset Short Bolt Mortice Locks



### Commercial 23mm Backset Short Bolt Mortice Lock - Single Cylinder

For commercial hinged doors  
Key / Turn

Material: Zinc Coated Steel

Dimensions:

- Locking Bolt

Throw: 36mm

- Backset: 23mm

Cylinder: 570 Type - 2 Keys provided

GT2011CSCP SC

10 YEAR WARRANTY



### Commercial 23mm Backset Short Bolt Mortice Lock - Double Cylinder

For commercial hinged doors  
Key / Key

Material: Zinc Coated Steel

Dimensions:

- Locking Bolt

Throw: 22mm

- Backset: 23mm

Cylinder: 570 Type - 2 Keys provided

GT2011BSCP SC

10 YEAR WARRANTY



## Commercial 23mm Backset Long Bolt Mortice Locks



### Commercial 23mm Backset Long Bolt Mortice Lock - Single Cylinder

For commercial hinged doors  
Key / Turn

Material: Zinc Coated Steel

Dimensions:

- Locking Bolt

Throw: 36mm

- Backset: 23mm

Cylinder: 570 Type - 2 Keys provided

GT2013CSCP SC

10 YEAR WARRANTY



# Commercial 23mm Backset Long Bolt Mortice Locks



### Commercial Short backset Double Cylinder Mortice Lock - Long bolt

For commercial hinged doors  
Key / Key

Material: Zinc Coated Steel

Dimensions:

- Locking Bolt

Throw: 36mm

- Backset: 23mm

Cylinder: 570 Type - 2 Keys provided

GT2013BSCP SC

10 YEAR WARRANTY



## Commercial Sliding Door Mortice Locks



### Commercial 23mm Backset Sliding Door Mortice Lock - Single Cylinder

Hooked Locking bolt  
Key / Turn

Material: Zinc Coated Steel

Dimensions:

- Locking Bolt

Throw: 28mm

- Backset: 23mm

Cylinder: 570 Type - 2 Keys provided

GT2012CSCP SC

10 YEAR WARRANTY



### Commercial 23mm Backset Sliding Door Mortice Lock - Double Cylinder

Hooked Locking bolt  
Key / Key

Material: Zinc Coated Steel

Dimensions:

- Locking Bolt

Throw: 28mm

- Backset: 23mm

Cylinder: 570 Type - 2 Keys provided

GT2012BSCP SC


10 YEAR WARRANTY





MORTICE LOCKS

Accessories for Commercial Mortice Locks



**Strike Plate**  
For GT2011 & GT2013 23mm Backset Mortice Locks  
For commercial hinged doors

Material: Aluminium  
Dimensions: 25mm x 124mm x 2.5mm

GT201SPSCP **SC**

GT201SPBLK **B**

5 YEAR WARRANTY



**Face Plate for Aluminium Doors**  
For GT2011 23mm Backset Mortice Locks  
Suitable for Aluminium Doors

Material: Aluminium  
Dimensions: 25mm x 150mm x 2.5mm

GT201FP1SCP **SC**

GT201FP1BLK **B**

5 YEAR WARRANTY



**Face Plate for Aluminium Sliding Doors**  
For GT2012 Sliding Door Mortice Locks  
Suitable for Aluminium Doors

Material: Aluminium  
Dimensions: 25mm x 156mm x 2.5mm

GT201FP2SCP **SC**

GT201FP2BLK **B**

5 YEAR WARRANTY



**Face Plate for Aluminium Doors**  
For GT2013 23mm Backset Mortice Locks  
Suitable for Aluminium Doors

Material: Aluminium  
Dimensions: 25mm x 165mm x 2.5mm

GT201FP3SCP **SC**

GT201FP3BLK **B**

5 YEAR WARRANTY

MORTICE LOCKS

Accessories for Commercial Mortice Locks



**Face Plate for Timber Doors**  
For GT2011, GT2012 and GT2013 23mm Backset  
Mortice Locks  
Suitable for Timber Doors

Material: Aluminium  
Dimensions: 25mm x 222mm x 2.5mm

GT201FPTSCP **SC**

GT201FPTBLK **B**



**Mortice Lock Screwpack**  
For GT2011 & GT2013 23mm Backset Mortice Locks  
2 Cylinder retaining screws  
2 Face plate screws  
3 Mounting screws

GT201SPK **SC**

5 YEAR WARRANTY

Accessories for Sliding Door Mortice Locks



**Strike Box**  
For GT2012 Sliding door mortice locks  
Suitable for aluminum and timber doors

Material: Aluminium  
Dimensions: 185mm x 29mm x 31mm

GT201SBSCP **SC**



**Escutcheon**  
Rectangle Escutcheon for short basket  
sliding door mortice lock

Material: Aluminium  
Dimensions: 51mm x 26mm x 9mm

GT201ESSC **SC**

# Powder Coat Options

## Stock Colours

To order stock powder coat colours use product code + colour code. i.e. GT5628APW

Note: Stock colours are subject to change, without notice, based on paint manufacturers availability.



























COLOUR	CODE	GT5628	GT5626	GT5625	GT5627	GT5630	GT5504	GT206IHCXHC
Appliance White	APW	●	●	●	●	●	●	●
Arctic White	AW	●	●	●	●	●	●	●
Black	BLK	●	●	●	●	●	●	●
Canvas Cloth Matt	CCM	●						
Charcoal Matt	CHAM	●	●	●	●	●	●	●
Flaxpod Matt	FPM	●						
French White	FW	●						
Ghost Grey	GG	●						
Grey Friars	GF	●	●					●
Ironsand Matt	IRO	●	●	●	●	●	●	●
Karaka Matt	KARM	●	●					
Metro Coal Dust	MCD	●						
Mid Bronz Matt	MBM	●						
Millenium Silver	MS	●						
New Denim Blue	NDBM	●						
NZ Silver Star	NZSS	●						
Off White	OW	●	●					
Pale White	PAW	●						
Pearl White	PW	●						
Sandstone Grey	SGM	●	●					
Silver Comet	SC	●						
Silver Pearl	SP	●	●	●	●	●	●	●
Silver Star	SS	●						●
Textura Black Matt	TBM	●						
Titania Matt	TITM	●	●					
Warm White Pearl	WWPM	●	●	●	●	●	●	●

## Special Powder Coat Options



- Any colour specified can be matched
- To be quoted on application

## Stock Colours

 Appliance White - APW	 Arctic White - AW	 Black - BLK	 Canvas Cloth Matt - CCM	 Charcoal Matt - CHAM
 Flaxpod Matt - FPM	 French White - FW	 Ghost Grey - GG	 Grey Friars - GF	 Ironsand Matt - IRO
 Karaka Matt - KARM	 Metro Coal Dust - MCD	 Mid Bronz Matt - MBM	 Millenium Silver - MS	 New Denim Blue - NDBM
 NZ Silver Star - NZSS	 Off White - OW	 Pale White - PAW	 Pearl White - PW	 Sandstone Grey - SGM
 Silver Comet - SC	 Silver Pearl - SP	 Silver Star - SS	 Textura Black Matt - TBM	 Titania Matt - TITM
 Warm White - WWPM				

# GAIT<sup>®</sup>



**Pioneering the delivery of a consistent supply of quality products together with our commitment to expert knowledge and service.**

Founded in 1989 and still run today by the Given family, Gait Trading has decades of specialised industry knowledge together with an unwavering commitment to outstanding customer service.

Offering a comprehensive range of residential and commercial door hardware and locksmithing supplies, we are continually expanding our range to meet the needs of the building and locksmith industries. By not selling directly to the end user, we maintain our focus on and commitment to the success of our retailers throughout New Zealand.

Proudly New Zealand owned and operated, you can rely on us to deliver reliable, quality products and service.



## Finishes

AB

### Antique Brass

Our antique brass is raw brass which has been chemically darkened to simulate aged brass and lacquer coated to prevent tarnishing over time. Natural variation in the brown hues is apparent.

PB

### Polished Brass

Our polished brass finish is raw brass that is polished, and lacquer coated to avoid tarnishing.



### Powder Coated Colours

Our powder coated colour finishes are applied as a free-flowing, dry powder that is then cured under heat to create a hard finish that is tougher than conventional paint.

RCI

### Raw Cast Iron

Our raw cast iron finish is iron that has been melted and moulded into shape and cooled.

SC

### Satin Chrome

The satin chrome finish is a durable, dull grey/blue finish that is produced by electroplating a thin layer of chromium onto brushed metal for a satin/matt effect. The brushed effect does not readily show fingerprints.

SN

### Satin Nickel

Our satin nickel finish is nickel electroplated onto metal that has been brushed and is then lacquer coated for added protection. Satin Nickel is sometimes referred to as brushed nickel. It is similar in appearance to brushed stainless steel or brushed aluminium. The brushed effect does not readily show fingerprints.

SA

### Silver Anodised

Our silver anodized finish increases the thickness of the natural oxide layer on the surface of the metal to reduce corrosion and improve wear resistance, while adding the silver colour.

SS

### Stainless Steel

Our satin stainless steel alloy extends a durable, mildly brushed finish that offers superb corrosion resistance.



# Care & Maintenance

## Stainless Steel

To maintain the longevity and appearance of our stainless steel finish, we recommend routine cleaning using soap, warm water and a dust and grit free cloth. In coastal environments regular cleaning is recommended.

Do not use cleaners with bleach, abrasives or vinegar. Never use any type of abrasive pad or sponge.

## Antique and Polished Brass – Living Finishes

A clear protective lacquer coat has been applied to these finishes which increases the durability of the finish. The underlying brass is however susceptible to tarnishing when the coating is damaged, and the brass is exposed to atmospheric conditions. This damage can happen when using caustic cleaning products and also from scratches to the surface. Regular cleaning with soap and warm water is recommended as well as polishing periodically with a wax polish, especially if the finish is exposed to high use or exterior weather conditions.

## Satin Chrome and Satin Nickel

To retain the satin finish, these plated finishes should be regularly cleaned using mild, soapy water and a non-abrasive cloth. To clean, polish and protect the finish further, especially in coastal environments, a metal polish can be applied according to the manufacturer's directions.































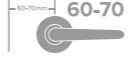












## Powder Coated Colours

Routine cleaning using soap, warm water and a dust and grit free cloth is recommended. In coastal environments regular cleaning is recommended. Polishing periodically with a wax polish, especially if the finish is exposed to high use or exterior weather conditions, is recommended.

## Digital Manual Drive Deadbolts

Due to the electronic components of this lock, it is important to ensure that these deadbolts are used in locations where they have protection from moisture, especially rain. Most external doors have a roof overhang of some kind which would provide enough protection.

## Icon Key

	Residential		Fire Rated
	Commercial		Wall Mounted
	5 Year Warranty on Material and Workmanship		Floor Mounted
	10 Year Warranty on Material and Workmanship		Exterior Use
	25 Year Warranty on Material and Workmanship		Heavy Duty
	12 Months Electronic Component Warranty		Keyless Entry
	Display/Visual Packaging		C4 Keyway
	Box/Trade Packaging		Keyed Alike
	Keyed alike in Box/Trade Packaging		Double Cylinder Entrance Set (Key/Key)
	Stock Colours Available		Single Cylinder Entrance Set (Key/Press)
	Special Powder Coat Colours Available		Single Cylinder Entrance Set (Key/Turn)
	23mm Backset		Privacy Set
	30mm Backset		Passage Set
	40mm Backset		Single Lever Exit Lock
	45mm Backset		Dummy
	60-70mm Backset		31-51mm Door Thickness
	60mm Backset		33-40mm Door Thickness
	70mm Backset		35-45mm Door Thickness
	95mm Backset		35-50mm Door Thickness
	127mm Backset		35-51mm Door Thickness
			35-55mm Door Thickness
			35-65mm Door Thickness
			40-50mm Door Thickness

# WARRANTY INFORMATION:

## MATERIAL AND WORKMANSHIP:

Gait Trading (the 'Company') warrants its products to be free from defects in material and workmanship for the periods stated below, from the date of purchase. The company will, at its option, repair or replace any products which within the opinion of the company are found to be defective.

1. **B2/AS1 Compliance, New Zealand Building Code Durability Clause B2.**  
All Gait Trading products come with warranties that meet the stipulated New Zealand Building Code compliance.
2. **Gait Trading Products warranty on material and workmanship;**
  - a. 10 Years on all compete products
  - b. 5 Years on all accessories
3. **EZSET Brand Products;**
  - a. 25 Year mechanical warranty on material and workmanship excluding electronic components
  - b. 12 Month electronic component warranty on material and workmanship

## FINISH:

4. The Company warrants that, subject to the exclusions and limitations below, the finish on its products will be free from surface and colouration defects for a period of 5 years from the date of purchase, excluding:
  - a. Exclusions and limitations: As different finishes have varied and unique properties that may affect the suitability and durability of a finish, the warranty period for Powder Coated, Electroplated and Living Finishes (Brass) will be limited to 1 year. This excludes EZSET Brass Products which carry a 5 year warranty.

## CONDITIONS AND EXCLUSIONS:

5. Proof of purchase must be submitted with all warranty claims;
6. No installation or call out fees will be paid;
7. The warranty shall not cover any defect or damage which may be caused or partly caused by or arise through:
  - a. Failure on the part of the Buyer to properly install or maintain any Goods; or
  - b. Failure on the part of the Buyer to follow any instructions or guidelines provided by the Seller; or
  - c. Fair wear and tear,
  - d. or any accident, or
  - e. If the Goods are repaired, altered or overhauled without the Seller's consent.
8. In respect of all claims, the Seller shall not be liable to compensate the Buyer for any delay in either replacing or repairing the Goods or in properly assessing the Buyer's claim.
9. No other warranties, express or implied, are made with respect to the products or services including, but not limited to, any implied warranty of merchantability or fitness for a particular purpose. This warranty does not exclude, restrict or modify any statutory rights. Gait Trading shall in no event be liable for any incidental or consequential damages for breach of any warranty.

Gait Trading  
120 Birch Avenue  
Tauranga

07 571 8277  
Buy online at [www.gait.co.nz](http://www.gait.co.nz)  
[sales@gait.co.nz](mailto:sales@gait.co.nz)

**GAIT**<sup>®</sup>

PO Box 2006, Tauranga

## Disclaimer

Products appearing in this catalogue are subject to availability. Gait Trading retains the right to alter, upgrade or discontinue any product or information contained within this catalogue, without notice. Information in this catalogue is up to date at the time of going to print but is subject to change without notice.

While we endeavour to supply accurate information in this catalogue, errors and omissions may occur. Gait Trading does not accept any liability, direct or indirect, for any loss or damage which may directly or indirectly result from any advice, opinion, information, representation or omission whether negligent or otherwise, contained in this catalogue. You are solely responsible for the actions you take in reliance on the content presented in this catalogue.