


Entrance systems - spare parts

New Zealand | 03.05.2023



Contact

Auckland - Head Office

Building P
61-69 Patiki Road
Avondale, Auckland 1026

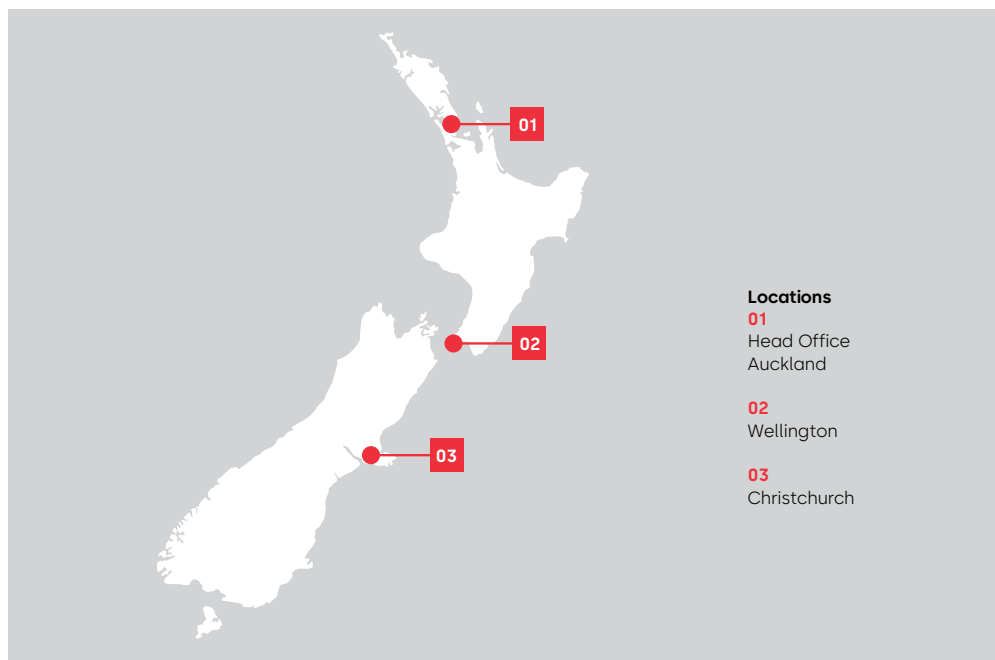
Telephone 0800 436 762
Email info.nz@dormakaba.com
Web www.dormakaba.co.nz

Wellington

Unit 28
55 Percy Cameron Street
Avalon, Lower Hutt 5011

Christchurch

Unit 8
114 Sawyers Arms Road
Northcote, Christchurch 8052



**Prices are correct at
3rd May 2023**

Subject to change without notice.

Prices do not include GST



Terms and Conditions

For full terms and conditions please refer to www.dormakaba.co.nz


Content



01 01 Series Sliding Door Operator



02 ES 200 Series Sliding Door Operators



03 Swing Door Operators



04 Sensors, Switches and Accessories



05 HD4 & 5 Series

01 Series Sliding Door Operator

	Code	Material #	Description
	A10111001	9400000001317	EL 301 CONTROLLER
	A10110007	9400000001311	EL 301 OPTION BOARD ONLY
	A10111011	9400000001320	EL 301 OPTION BOARD KIT
	A10110001	9400000001310	EL 301 MODE SWITCH CONNECTION BOARD
	A10113022	9400000001327	PRESENCE INTERFACE BOARD MOUNTING KIT (YELLOW)
	A10112005	9400000001323	PRESENCE INTERFACE BOARD RIBBON CABLE (300MM)
	A10110010	9400000001313	EL 301 - AL401 SAFTEY MONITOR BOARD ONLY
	B20110010	9400000001603	EL 301 - AL401 SAFTEY MONITOR BOARD SPARE PART KIT
	A10109096	9400000001309	EL 301 PEOPLE COUNTER KIT (1 WAY)
	A10111008	9400000001319	EL 301 RELAY OUTPUT BOARD
	A10112019	9400000001326	EL 301 MOTOR LOOM
	A04020007	9400000001251	EL 301 TRANSFORMER

01 Series Sliding Door Operator

	Code	Material #	Description	Price
	A10102030	9400000001304	EL 301 MOTOR/GEARBOX ASSEMBLY LOCK - CHAIN DRIVE	8:1 ratio
	A10102040	9400000001305	EL .301 MOTOR/GEARBOX ASSEMBLY STANDARD - CHAIN DRIVE	8:1 ratio
	A10102031	9400000004202	EL 301 MOTOR/GEARBOX ASSEMBLY LOCK - BELT DRIVE	8:1 ratio
	9400000004203	9400000004203	EL 301 MOTOR/GEARBOX ASSEMBLY NON-LOCKING - BELT DRIVE	8:1 ratio
	A11001020	9400000001348	EL 301 MOTOR ONLY - STANDARD NON-LOCKING	
	A11001021	9400000001349	EL 301 MOTOR ONLY - LOCK	
	A11002010	9400000001350	EL 301 GEARBOX - STANDARD CHAIN	8:1 ratio
	A11002011	9400000001351	AL 401 GEARBOX	12:1 ratio
	A10112001	9400000003527	EL 301 END GEAR ASSEMBLY - CHAIN DRIVE	
	A10112003	9400000001322	EL 301 END GEAR ASSEMBLY - BELT DRIVE	
	A10112018	9400000001325	EL 301 END GEAR ASSEMBLY - DOUBLE SPROCKET	
	B11003003	9400000001564	MOTOR MOUNT - FRONT	
	B11003004	9400000001566	MOTOR MOUNT - REAR	
	B10108012	9400000001551	EL TRACKED COWL <i>Note: Track cover not included</i>	per metre
	B10108014	9400000001553	AL 501 TRACKED COWL <i>Note: Track cover not included</i>	per metre
	B01005001	9400000001501	EL/SL TRACK ONLY - ANODISED	per metre

01 Series Sliding Door Operator

	Code	Material #	Description	Price
	B01115002	9400000001502	TRACK "J" AL E16589 - ANODISED	per metre
	A11002020	94000000013442	EL301 GEARBOX STD WITH BELT SPROCKET	8:1 ratio
	94000000014262	94000000014262	EL301 GEARBOX WITH BELT SPROCKET	12:1 ratio
	A01001004	9400000001230	CP301 COWL <i>Note: Track cover not included</i>	per metre
	B01005007	9400000001503	TS EXTENSION TRACK <i>Note: Track cover not included</i>	per metre
	A01007002	9400000001233	"EL/AL '01' SERIES FASCIA - MILL <i>Note: If frameless must specify Glass Thickness for "Facia Return"</i>	per metre
	A01007005	9400000001234	CP 301 FASCIA - MILL <i>Note: If frameless must specify Glass Thickness for "Facia Return"</i>	per metre
	B06042001	9400000001519	FASCIA LOCK & KEY ONLY	
	A01017007	9400000001247	EL/AL END PLATE - MILL/NATURAL ANO - RH	
	A01017006	9400000001246	EL/AL END PLATE - MILL/NATURAL ANO - LH	
	A01017003	9400000001244	CP301 END PLATE - MILL/NATURAL ANO - RH	
	A01017005	9400000001245	CP301 END PLATE - MILL/NATURAL ANO - LH	
	9400000004260	9400000004260	SERVICE CHAIN 6M ROLL (FIXED LENGTH)	
	94000000013461	94000000013461	CHAIN 1/2" ASA40-1 <i>Note: Minimum length 6.5m</i>	per metre
	B11005002	9400000001568	CHAIN CON LINK	

01 Series Sliding Door Operator

	Code	Material #	Description	Price
	B11005003	9400000001569	CHAIN 1/2" PITCH LINK CRANK	
	A10111005	9400000001318	EL 301 CHAIN TENSION ASSEMBLY	
	NHTDLL8M15M	9400000002759	EL 301 DRIVE BELT - 15MM	per metre
	B04023001	9400000001513	BATTERY 12V 7AH	
	B08016007	9400000001547	EL 301 BATTERY STRAP	
	B08016001	9400000001546	EL/AL BATTERY STRAP RETAINER	
	A08004006	9400000001281	AL 401 STOP BRACKET	
	B08003036	9400000001534	EL 300/EL301 LOW PROFILE CHAIN BRACKET SMALL	
	A08003034	9400000001277	EL 301 LOW PROFILE CHAIN BRACKET LARGE	
	A08001005	9400000001258	EL 301 LP / CP / BS BELT BRACKET SMALL	
	A08001004	9400000001257	EL 301 LP / CP / BS BELT BRACKET LARGE	






01 Series Sliding Door Operator

	Code	Material #	Description	Price
	A08004016	9400000001282	EL 301 BELT RETAINING BRACKET	
	A08001003	9400000001256	EL 301 BELT BRACKET SMALL	
	A08001002	9400000001255	EL 301 BELT BRACKET LARGE	
	A08003052	9400000004172	AL FRAMED BELT BRACKET LARGE	
	A08003051	9400000004171	AL FRAMED BELT BRACKET SMALL	
	A08003021	9400000001267	EL 301 CHAIN BRACKET SMALL - FRAMED OR 12MM	
	A08003031	9400000001275	EL 301 CHAIN BRACKET SMALL - 15MM	
	A11008030	9400000001353	EL 301 CHAIN BRACKET LARGE - 1:1 END GEAR	
	B08003018	9400000001529	EL 300 301 CHAIN BRACKET LARGE	
	A08003015	9400000001265	EL 301 LARGE CHAIN BRACKET SINGLE SLIDE - 15-19 MM	
	A08003027	9400000001272	AL 401 CHAIN BRACKET - SMALL	
	A11008031	9400000001354	LP 301 SMALL CHAIN BRACKET - 1:1 END GEAR	



01 Series Sliding Door Operator

	Code	Material #	Description	Price
	A08003029	9400000001274	AL 401 SMALL CHAIN BRACKET - 15-19MM	
	A08003028	9400000001273	AL 401 LARGE CHAIN BRACKET SINGLE SLIDE	
	B08004006	9400000001536	DOOR STOP MOUNTING PLATE	
	A08005007	9400000001283	DOOR STOP BRACKET	
	B08001003	9400000001520	CHAIN CLAMP BRACKET	
	B10108038	9400000001554	EL 01 SERIES FRAMED HANGER BAR	per metre
	A10108048	9400000003470	AL 01 SERIES FRAMED HANGER BAR	per metre
	B08002013	9400000001524	EL/SL/CP HANGER BRACKET - SA1 SLIMLINE	
	B08002015	9400000001526	EL/SL/CP HANGER BRACKET - SA2 SLIMLINE	
	B08002010	9400000001521	AL HANGER BRACKET - SA1 (STANDARD)	
	B08002012	9400000001523	AL HANGER BRACKET - SA2 AL, EL, CP, HD, CS	
	B08002214	9400000001528	AL HANGER BRACKET - SA1 HEAVY DUTY	

01 Series Sliding Door Operator

	Code	Material #	Description	Price
	B08002224	9400000004403	AL HANGER BRACKET - SA2 HEAVY DUTY	
	A08002024	9400000001260	BI-SLIDE HANGER BRACKET LARGE (TS301/TS200) SA1 & SA1 SLIMLINE	
	A08002027	9400000001263	BI-SLIDE HANGER BRACKET LARGE (TS301/TS200) SA2 SLIMLINE	
	A08002025	9400000001261	BI-SLIDE HANGER BRACKET SMALL (TS301/TS200) SA1 ONLY	
	A08002026	9400000001262	BI-SLIDE HANGER BRACKET SMALL (TS301/TS200) SA1 SLIMLINE	
	A08002028	9400000001264	BI-SLIDE HANGER BRACKET SMALL (TS301/TS200) SA2 SLIMLINE	
	A08002011	9400000001259	EL FRAMELESS HANGER BAR 15MM & 19MM Note: Specify dimensions when ordering	per metre
	A90004001	9400000001406	GLASS DOOR BOGIE EL 01 SERIES 10MM & 12MM	RH
	A90004002	9400000001407	GLASS DOOR BOGIE EL 01 SERIES 10MM & 12MM	LH
	A90004003	9400000001408	GLASS DOOR BOGIE EL 01 SERIES 15MM & 19MM	RH
	A90004004	9400000001409	GLASS DOOR BOGIE EL 01 SERIES 15MM & 19MM	LH
	A90004011	9400000003466	GLASS DOOR BOGIE AL 01 SERIES 12MM	RH
	A90004012	9400000003467	GLASS DOOR BOGIE AL 01 SERIES 12MM	LH
	A08001001	9400000001254	EL 301 BI-SLIDE BELT CLAMP BRACKET	
	A08003023	9400000001268	AL FRAMELESS CHAIN BRACKET LARGE - 15MM	
	A08003026	9400000001271	AL FRAMELESS CHAIN BRACKET LARGE - 19MM	
	A08003024	9400000001269	AL FRAMELESS CHAIN BRACKET SMALL - 15MM	
	A08003025	9400000001270	AL FRAMELESS CHAIN BRACKET SMALL - 19MM	
	A08003018	9400000001266	EL FRAMELESS CHAIN BRACKET LARGE - 15MM	












01 Series Sliding Door Operator

	Code	Material #	Description	Price
	A08003033	9400000001276	AL 401 CHAIN BRACKET SINGLE SLIDE - 15-19MM	
	9400000013597	9400000013597	BISLIDE PULLEY INCL BEARING	
	A90018005	9400000014373	AL TRACKWHEEL ASSEMBLY <i>Note: Studs/spacers not included</i>	
	B90018001	9400000001620	EL TRACKWHEEL ASSEMBLY <i>Note: Studs/spacers not included</i>	
	B06040017	9400000001517	TRACKWHEEL NUT INSERT M8	
	B06040005	9400000001516	TRACK WHEEL SPACER	
	9400000004397	9400000004397	01 TRACK WHEEL STUD	
	B01002006	9400000001497	MOUNTING PLATE UNIVERSAL	

ES 200 Series Sliding Door Operator

	Code	Material #	Description	Price
	255 11403 150	255 11403 150	ES200 CONTROLLER ONLY	
	255 11102 150	936 100683 1215	ES200 POWER SUPPLY ONLY	
	255 11801 150	255 11801 150	ES200 MOTOR ONLY	
	1802340 1150	1802340 1150	ES200 BELT - 12MM	per metre
	NZA 1500550 1	9400000002770	ES200/HD UPGRADE KIT - BASE UNIT	
	ESLOCKING	9400000002271	ES200/HD UPGRADE KIT - LOCKING	
	ESNONLOCKING	9400000002272	ES200/HD UPGRADE KIT - NON LOCKING	
	6837005	6837005	ES200 PULLEY INCLUDING BELT TENSIONER	
	6831072	6831072	ES200 MECHANICAL LOCK	
	4000170	4000170	ES200 FUNCTION MODULE	
	A10130030	940000000134 1	HD/NZ200 BATTERY MONITOR INTERFACE BOARD	

ES 200 Series Sliding Door Operator

	Code	Material #	Description	Price
	A10120012	9400000001328	ES200 MODE PAD (LOCK) INTERFACE BOARD	
	A10120013	9400000001329	ES200 MODE PAD (OFF) INTERFACE BOARD	
	C101102001	9400000001655	ES200 PD BOARD (SL201)	
	6831042	6831042	ES200 CARRIER HEAD	per pair
	4010150	4010150	ES200 FASCIA BRACKET KIT	5 pcs
	C10102002	9400000001654	ES200 SL201 LOCK BOARD	
	C20270054	20270054	ES200 BATTERY 12V 1.2AH	
	16569101170	16569101170	ES 200 BATTERY CONNECTOR	
	18454101170	18454101170	ES200 BATTERY CABLE	
	25517501140	25517501140	BATTERY MOUNT BRACKET	
	9361006831198	9361006831198	NZ200 END PLATE - LH	
	9361006831199	9361006831199	NZ200 END PLATE - RH	
	9361006831196	9361006831196	NZ200 FRAMELESS HANGER BRACKET ASSY - 12MM	
	9361006831197	9361006831197	NZ200 FRAMELESS HANGER BRACKET ASSY - 15MM	

ES 200 Series Sliding Door Operator

	Code	Material #	Description	Price
	A20606000	9400000001375	NZ200 FRAMED HANGER BRACKET	
	A01001066	9400000001231	NZ200 COWL MILL FINISH (ES200) #32887/A	per metre
	A01007066	9400000001236	NZ200 FASCIA - 3200MM	3.2 metre
	A01007068	9400000001240	NZ200 FASCIA - 5500MM	5.5 metre
	B01005066	9400000001504	ES200 TRACK INSERT	per metre
	25523301140	25523301140	ES200 BELT SAFETY CLIP	
	25523201140	25523201140	ES200 TOOTH BELT RETAINER	
	B01002066	9400000001499	ES200 FIXED WALL GLAZED INFILL	per metre
	25523101140	25523101140	ES200 BELT BRACKET RIGHT	
	25523503150	25523503150	ES200 REINFORCED CARRIER LEFT	
	6831260	6831260	ES200 CENTRE STOPS	






Swing Door Operator

	Code	Material #	Description	Price
	D29222301	29222301	ED 100 OPERATOR 230V <i>Note: Does not include cover or arm</i>	
	D29202311	29202311	ED 250 OPERATOR 230V <i>Note: Does not include cover or arm</i>	
	D29278013	29278013	ED (V2) AXLE EXTENSION - 30MM	
	D29278016	29278016	ED (V2) AXLE EXTENSION - 60MM	
	D29278019	29278019	ED (V2) AXLE EXTENSION - 90MM (250 ONLY)	
	D29278001	29278001	ED100/250 AXLE EXTENSION - 30MM - SQUARE TYPE	
	D29278101	29278101	ED100/250 AXLE EXTENSION - 60MM - SQUARE TYPE	
	D29278019	29278019	ED250 AXLE EXTENSION - 90MM - SQUARE TYPE	
	D29275021	29275021	ED (V2) SLIDE CHANNEL AND ARM	
	D29271021	29271021	ED (V2) STANDARD ARM - 225MM	
	D29272021	29272021	ED (V2) STANDARD ARM - 500MM	
	D29275001	29275001	ED100/250 SLIDE CHANNEL & ARM - SQUARE TYPE	
	D29271001	29271001	ED100/250 STANDARD ARM - SQUARE TYPE	
	D29261001	29261001	ED ESR INTEGRATED DOOR CO-ORDINATOR 1500MM	







Swing Door Operator

	Code	Material #	Description	Price
	D29241001	29241001	ED100/250 BASIC COVER	
	D29262003	29262003	ED100/250 CONNECTION CABLE	
	D29280023	29280023	ED100/250 CONNECTION BOARD	
	D29251020	29251020	ED250 UPGRADE CARD FULL ENERGY - T-BLUE	
	D29251022	29251022	ED100 UPGRADE CARD FULL ENERGY - BLUE	
	D29242001	29242001	ED VARIO COVER 2200MM - SILVER	
	D29243003	29243001	ED EXTENDED PROFESSIONAL FASCIA	
	29280010	29280010	END CAP SET	
	29280006	29280006	ED100 CONTROL BOARD	
	29280005	29280005	ED250 CONTROL BOARD	
	29280017	9400000013816	ED RIBBON CABLE 500MM	

Sensors, Switches & Accessories

	Code	Material #	Description	Price
	A81009002	9400000007052	PK2 PRESTIGE KEY SWITCH (EXPERT PLUS) SPRING RETURN	
	A81007104	9400000007054	PK4 PRESTIGE KEY SWITCH (EXPERT PLUS) AUTO/LOCK/EXIT/OPEN	
	B90009036	9400000001617	SK4 SWITCH WIRED	
	B12004029	9400000001589	SK2 SWITCH	
	B12004040	9400000001590	SK1 SWITCH	
	B90009044	9400000001618	SK3 SWITCH	
	A10120026	9400000003351	MODE PAD - LOCK	
	A10120016	9400000001330	MODE PAD - LOCK (NZ)	
	A10120018	9400000001331	MODE PAD - STD (NZ)	
	NHD4008	9400000002733	MODE PAD LOOM	
	NCA3101	9400000002717	POWER LEAD	
	A10120600	9400000001337	PK MULLION MOUNTING BLOCK	
	9400000015442	9400000015442	ENTRIVO CONNECT KIT	

Sensors, Switches & Accessories

	Code	Material #	Description	Price
	A82004001	9400000001395	115MM ROUND ELBOW SWITCH S/STEEL	
	9400000011437	9400000011437	ELBOW SWITCH ENCLOSURE BOX	
	NHD4015	9400000002738	K5 KEY SWITCH ONLY	
	SW8156	9400000003155	K5 + P/B SWITCH ON 45MM PLATE	
	SW8157	9400000003156	K5 + P/B SWITCH ON PDL PLATE	
	SW2363	9400000003145	GREEN PUSH BUTTON	
	SW8361	9400000003158	GREEN PUSH BUTTON ON PDL	
	SW6362	9400000003152	GREEN PUSH BUTTON ON 45MM PLATE	
	SW8161	9400000003157	A2 MOMENTARY KEYSWITCH	
	SW2364	9400000003146	MUSHROOM PUSH BUTTON ON PDL PLATE	
	SW9471	9400000003160	PRX PRESCO PROXIMITY READER KEYPAD	
	B12004020	9400000001588	PRE PRESCO READER PROGRAMMING KEYPAD KC3 DECODER 12V ONLY	
	SW7461	9400000003153	REED SWITCH + MAGNET	

Sensors, Switches & Accessories

	Code	Material #	Description	Price
	SW9161	9400000003159	BREAKGLASS SWITCH EMEREX	
	A10120240	9400000001333	DORMAKABA WIRELESS REMOTE SWITCH	Smart Range
	A10120241	9400000001334	WIRELESS 4 CHANNEL TRANSMITTER WITH 4 PAIRED TERMINAL LEAD	Smart Range
	A10109025	9400000001308	PRIVACY DOOR SYSTEM KIT - STANDARD	
	9400000012792	9400000012792	PRIVACY DOOR SYSTEM KIT - TOUCHLESS	
	A10120350	9400000001336	PRIVACY DOOR SYSTEM KIT - PRIVACY CONTROL BOARD AUDIO	
	A10120900	9400000001340	PDS SURFACE MOUNT BOX - INTERNAL	
	A10120800	9400000001339	PDS SURFACE MOUNT BOX - EXTERNAL	
	DS6114	9400000002123	CONTACTLESS SENSOR. BLUE / RED	
	A10120042	9400000001332	PUSH TO OPEN (BRAILLE) - PLATE ONLY	
	9400000003448	9400000003448	FLATSCAN SENSOR SW BLACK LH - BLACK	
	9400000003449	9400000003449	FLATSCAN SENSOR SW BLACK RH - BLACK	
	D16521701150	16521701150	IRS 2-33 SAFETY SENSOR	

Sensors, Switches & Accessories

	Code	Material #	Description	Price
	D16521706150	16521706150	IRS 2-70 SAFETY SENSOR	
	A12010072	9400000001363	MICROHEAD MOTION SENSOR - BLACK	
	A12010073	9400000003373	MICROHEAD 8 PLUS SENSOR - BLACK	
	A12010060	9400000001360	IXIO DT1 PRESENCE/MOTION SENSOR - BLACK	
	A12010194	9400000001366	IXIO CEILING ACCESSORY - WHITE	
	A12010077	9400000001364	IXIO RAIN ACCESSORY - CLEAR	
	A86751975	9400000001405	IXIO ANGLE MTG BRACKET - BLACK	
	C04033004	9400000001653	SNAP TRACK	
	B08013001	9400000001540	STANDARD FLOOR GUIDE SET TYPE A	
	B08013018	9400000004518	FLOOR GUIDE TYPE G	
	AL3636M	9400000001454	36 X 36 ALUMINIUM CHANNEL DIE#31055	per metre
	FG1203	9400000002318	STANDARD ALUMINIUM FLOOR GUIDE	













Sensors, Switches & Accessories

	Code	Material #	Description	Price
	NFG2101	9400000002720	FRAMELESS FLOOR GUIDE - 10MM	
	NFG2102	9400000002721	FRAMELESS FLOOR GUIDE - 12MM	
	AL1616	9400000001450	16X16 AL CHANNEL - 1.6MM THICK	per metre
	HD1207	9400000002388	16X16 FLOOR GUIDE	
	A08013011	9400000001289	FRAMELESS GLASS FLOOR GUIDE NYLON - 10MM	
	A08013012	9400000001290	FRAMELESS GLASS FLOOR GUIDE NYLON - 12MM	
	A08013016	9400000001293	FRAMELESS GLASS FLOOR GUIDE NYLON - 15MM	
	A08013020	9400000001295	FRAMELESS GLASS FLOOR GUIDE NYLON - 19MM	
	B08003023	9400000001530	BI-SLIDE FRAMELESS FLOOR GUIDE TYPE H	
	A08013013	9400000001291	STAINLESS STEEL FLOOR GUIDE FRAMELESS KIT - 10-12MM	
	A08013014	9400000001292	STAINLESS STEEL FLOOR GUIDE FRAMELESS KIT - 15MM	
	A08013018	9400000001294	STAINLESS STEEL FLOOR GUIDE FRAMELESS KIT - 19MM	
	A08013040	9400000001297	BI-SLIDE FLOORGUIDE - FRAMELESS 12MM	
	A08013050	9400000001298	BI-SLIDE FLOORGUIDE - FRAMELESS 10MM	
	A08013055	9400000001299	BI-SLIDE FLOORGUIDE - FRAMELESS 15MM	
	LOCKINGSTILESAA	9400000002573	BI-PARTING LOCKING STILE SAA	3 metre
	A08013064	9400000001300	FRAMELESS FLOOR GUIDE BLACK - 15MM	
	D19143001170	9400000011380	PUSH BUTTON BLANK IP44 SS	












Sensors, Switches & Accessories

	Code	Material #	Description	Price
	D19143201170	9400000011379	PUSH BUTTON H/CAP IP44 SS	
	B12008005	16503001170	BEA REMOTE	
	B04029050	9400000001515	MICRO CELL ONE D	
	CO1211	9400000001749	HD4 ANTI CORROSION BOX	
	CO1212	9400000001750	EL/AL ANTI CORROSION BOX	
	CO1213	9400000001751	NZ200 BOARDS ANTI CORROSION BOX	
	CO1214	9400000001752	NZ200 CONTROLLER ANTI CORROSION BOX	
	ARB550475	9400000001492	THIRD PARTY BATTERY PACK 12V 1.7AH	
	LR8824	9400000014801	REMOTE RELAY 4 CHANNEL	
	LR8829	9400000015582	SPARE REMOTE FOR LR8824	
	9400000003022	9400000003022	12V BATTERY 3AH	


HD4 & 5 Series Automatic Sliding Door Operator

	Code	Material #	Description	Price
	NHD4000	9400000002728	HD4 CONTROLLER	
	NHD3400	9400000002725	HD4 MOTOR GEARBOX - STANDARD	
	NHD3410	9400000003322	HD4 MOTOR GEARBOX - LOCK	
	NHD4002	9400000002730	HD4 OPTION BOARD - ADVANCED SECURITY BOARD ONLY	
	NHD4001	9400000002729	HD4 PHOTO CELL BOARD	
	NHD4003	9400000002731	HD4 SIMPLE SEC INTERFACE BOARD	
	NHD4004	9400000002732	HD4 MODE CONNECTION BOARD	
	NHD4013	9400000002736	HD4 KEY SWITCH (K1)	
	NTR2224	9400000002767	HD4 TRANSFORMER	
	NHD3495	9400000002727	HD4 GEARBOX ONLY	
	B90018000	9400000001619	STANDARD TRACK WHEEL <i>Note: Includes spacer & insert</i>	
	NHD4009	9400000002734	PHOTO CELL LOOM	
	NHD4018	9400000002739	LOCK INTERFACE LOOM	

HD4 & 5 Series Automatic Sliding Door Operator

	Code	Material #	Description	Price
	NHD4010	9400000002735	POWER LOOM	
	NALH303M	9400000002714	HD4 TRACK	per metre
	NHD4504	9400000002746	HD4 FRAMELESS AF HANGER BRACKET ASSEMBLY	
	NHD4401	9400000002741	HANGER BAR BRACKET - SA 1	
	NHD4603	9400000002749	HD4 DRIVE BELT BRACKET - SMALL	
	NHD4602	9400000002748	HD4 DRIVE BELT BRACKET - LARGE	
	NHD4604	9400000002750	HD4 ZINC BELT CLAMP	
	NHD4601	9400000002747	HD4 ANTI RISE BLOCK	
	NWS3214	9400000002768	ES 200 IDLER PULLEY	
	NHD5612	9400000002756	HD5 DRIVE BELT BRACKET - SMALL	
	NHD5610	9400000002755	HD5 DRIVE BELT BRACKET - LARGE	
	NMI1109M	9400000002763	HORIZON BELT - PER MTR	per metre
	B11012007	9400000001570	GEARBOX BELT - SMALL TOOTHED	

HD4 & 5 Series Automatic Sliding Door Operator

	Code	Material #	Description	Price
	B04023001	9400000001513	BATTERY 12V 7AH	



Door
Hardware



Electronic
Access & Data



Mechanical
Key Systems



Lodging
Systems



Entrance
Systems



Safe
Locks



Interior Glass
Systems



Service

Our Sustainability Commitment

We are committed to fostering a sustainable development along our entire value chain in line with our economic, environmental and social responsibilities toward current and future generations. We seek an open, transparent dialogue with all stakeholders to define strategies and actions based on clear targets and continuous improvement, and we actively report on our progress.

VER-Spare Parts Price List-A4-NZ-MAY2023
VER00002. Subject to change without notice.



dormakaba.co.nz

dormakaba New Zealand
Building P
61-69 Patiki Road
Avondale, Auckland 1026
T: 0800 436 762
info.nz@dormakaba.com